

D

C

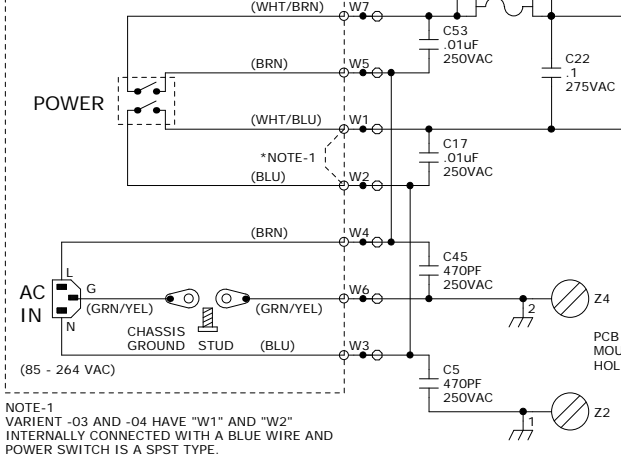
B

A

8 7 6 5 4 3 2 1

ASSEMBLY OPTION	NO STUFF ITEMS	DERATING
0007588-00 ONYX 1640 VERSION	J3 - J5, J7 - J11	NONE
0007588-01 ONYX 1620 VERSION	C10, C11, C20, C26, C27 HDW1 - HDW3, J3 - J5, J7 - J11.	+/- 15V @1.1A
0007588-02 ONYX 1220 VERSION	C10, C11, C20, C26, C27 C42, C47, C48, C57, C58 C59, C60, D17, HDW1, HDW2, HDW3, J3 - J5, J7 - J11, L7, R46 - R53.	+/- 15V @1.1A +12V SUPPLY NOT STUFFED
0007588-03 ONYX 800R VERSION	C10, C11, C20, C26, C27 HDW1 - HDW3, J3 - J5, J7 - J11, W1.	+/- 15V @1.1A
0007588-04 d.4 VERSION	J3 - J5, J7 - J11	NONE
0007588-05 DS3232 VERSION	J3 - J5, J7 - J11	NONE

CHASSIS MOUNTED COMPONENTS



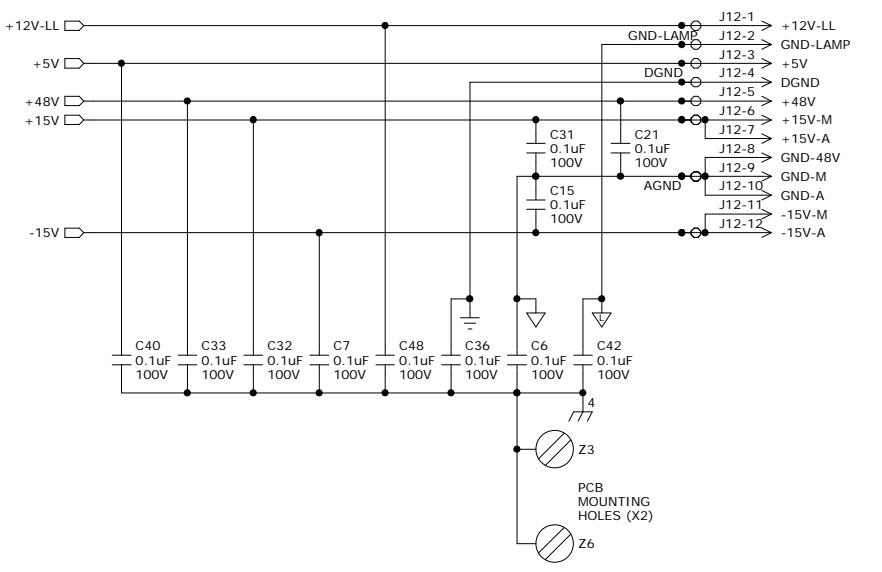
- 5.0 HEATSHRINK TUBE 2:1 .25ID 740-010-00 (ON -04 VARIANT)
- HDW7 BUMPON FLT RND BLK .14H 750-002-00 (ON -03 VARIANT)
- HDW6 BUMPON FLT RND BLK .14H 750-002-00 (ON -03 VARIANT)
- HDW5 BUMPON FLT RND BLK .14H 750-002-00 (ON -03 VARIANT)
- HDW4 BUMPON FLT RND BLK .14H 750-002-00 (ON -03 VARIANT)
- 17.5 HEATSHRINK TUBE 2:1 .25ID 740-010-00 (ON -03 VARIANT)
- 17.5 HEATSHRINK TUBE 2:1 .25ID 740-010-00 (ON -03 VARIANT)
- 0.8 HEATSHRINK TUBE 2:1 .375 740-028-00 (ON -00, -01, -02, & -05 VARIANTS)
- FIBERGLASS SLEEVING 0.036" ID 0008517
- HDW3 GAP PAD ULTRA SOFT 1.2 X 0.7 X 0.2 0008550
- HDW1 GAP PAD ULTRA SOFT 1.2 X 0.7 X 0.2 0008550
- HDW2 GAP PAD ULTRA SOFT 1.3 X 0.4 X 0.2 0008549
- FC2 FUSE CLIP PCMT 5MM DIA 400-060-00
- FC1 FUSE CLIP PCMT 5MM DIA 400-060-00
- PCB1 PCB FAB ONYX UNIVERSAL SUPPLY 0007589-01

SCH1 SCHEMATIC, ONYX UNIVERSAL SUPPLY 0007588-XX

TEST POINTS

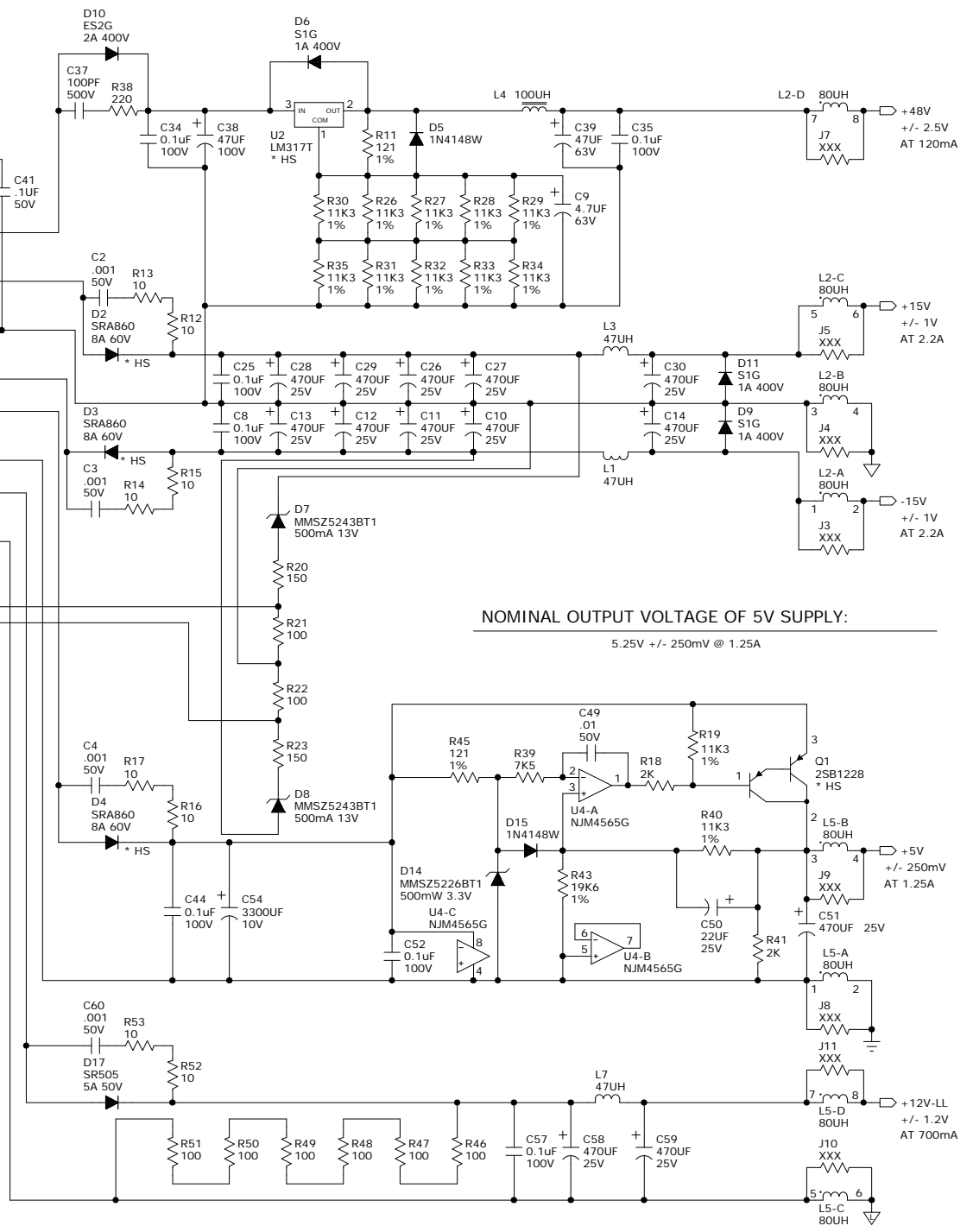


OUTPUT CONNECTIONS



NOMINAL OUTPUT VOLTAGE OF 5V SUPPLY:

5.25V +/- 250mV @ 1.25A



* HS = COMPONENT MOUNTED TO CHASSIS SIDE.

©2003-2010 LOUD TECHNOLOGIES INC.
ALL RIGHTS RESERVED
THE INFORMATION CONTAINED HEREIN IS
PROPRIETARY AND CONFIDENTIAL
PROPERTY OF LOUD TECHNOLOGIES INC.

APPROVALS	DATE	 16220 WOOD-RED RD NE WOODINVILLE, WA 98072		
DRAWN: Cam Jones	7-9-03			
CHECKED:		SCHEMATIC ONYX UNIVERSAL SUPPLY		
NP ENG:				
MATERIAL:				
MFG:				
MFG ENG:		SIZE: D	SCALE: NONE	DWG. NO. 0007588-XX
ISSUED:		DWG FILE: 0007588-XX-B01.sch	SHEET 1 OF 1	REV. B01